


Teacher's Notes & Resources



Title: Honey Trouble
Author: Astrid Keir-Stanley
Illustrator: Tasneem Amiruddin
Publisher: Marshall Cavendish
Target Age Group: 4-10 years

SYNOPSIS

A heart-warming story of kindness and community that demonstrates that we all have talents and sometimes it just takes time to discover what they are.

Little Pip loves bee school but she is sad that she doesn't seem to have any special talent. Her waggle dance isn't waggly enough, her buzz is too quiet and even little Alfie can fly faster than she can!

When Pip's teacher announces a honey-making competition, Pip wonders whether honey-making could be her special skill. But when her honey goes missing, she makes a surprising discovery about herself...

THEMES

Honey bees, robber bees, kindness, communities, friendship, understanding, team work.

ABOUT THE AUTHOR

Astrid Keir-Stanley is a writer and lawyer. She lives in Canterbury, New Zealand with her husband, two children and a delinquent dog. When she's not writing, reading copious quantities of legislation or stepping on pieces of LEGO, Astrid can be found in the garden among the bumble bees.



ABOUT THE ILLUSTRATOR

Tasneem Amiruddin is a multi-disciplinary illustrator. She started work as a graphic designer before venturing into children's book illustration where she found her true calling. Tasneem's art style is bright, vibrant and playful, and she draws inspiration from reading fantasy fiction books and observing the things around her, including watching children play.

ACTIVITIES

BEFORE READING

Questions to ask:

1. What do you think this story might be about?
2. Can you point out the following features of the book?
(Spine, title, illustration, front page, back page, blurb, author and illustrator name)

DURING READING

Questions to ask:

1. What do you think will happen in this story?
2. How do you think Pip is feeling about finding her special talent?
3. Can you recognise some of the insects and flowers in the story?
4. How do you think Pip will solve her problem?
5. Do you think Alfie is a good friend? Why or why not?
6. Have you ever seen a bee hive?
7. Have you ever tasted honey?
8. Can you make any connections to the story so far?

AFTER READING

Questions to ask:

1. What did you enjoy most about the story?
2. Compare how Pip felt at the beginning of the story, how she felt when her honey went missing, then her solution to the problem. Why did this change take place?
3. Why do you think the author wrote the story?

Link to community - Organise an apiarist to visit and discuss how bees work together and the different roles they have. They might also like to talk about robber bees, how bees make honey and how they build a community.

SUGGESTED ACTIVITIES:

1. Cloze passages: Choose a section of text and omit words. Students to fill in the blanks.
2. Character Profile: Students draw the characters in the story and write their name underneath each picture.
3. Word Search: Create a word search using words from the text.
4. Retell Activities:
 - a. Create a table with the following headings: Setting(Where?) - Characters(Who?) - Problem(What?).
1. In the beginning - 2. Next - 3. Then - 4. Finally - 5. Solution - 6. Lastly.
Ask students to write or draw the order of events in the story.
 - b. Write short sentences which retell the story and jumble them up. Ask students to put them in the correct order.
5. Acrostic Poem: Students choose a character from the story and write an acrostic poem using the letters of their name.
6. The Case of the Missing Honey: In the story, Honey Trouble, Alfie steals Pip's honey, this makes him a 'Robber Bee'. Research Robber Bees as a class. Use your detective skills to decipher the clues and find a solution that will prevent Alfie from robbing Pip's honey in the future.
7. Rob the Hive: Have students engage in a modified game of 'Rob the Nest'. See activity sheet for rules.
8. Bee research: Have students research bees and create their own posters. Topics could include: How Bees Make Honey, The Waggle Dance, Why Do Bees Sting?
9. Honey taste test: Students could do a honey tasting session with a variety of differently flavoured honey. Teams of two could take it in turns to be blindfolded and see if they can guess the differently flavoured honey on offer. Flavours/styles could include: Creamed Honey, Leatherwood, Manuka, Gum Varieties & Raw Honeycomb.
10. Buzz Off: Create a playlist of Bee songs and have students create their own waggle dance to the music. Suggested songs: Flight of the Bumblebee, Baby Bumble Bee, Little Bee, I'm a Bee, Sugar Sugar.
11. Bee-licious: Make honeycomb or pikelets with honey with the class for a bee-licious afternoon snack.

FURTHER INFORMATION & RESOURCES:

Astrid Keir-Stanley: www.astridkeirstanley.com | @astridkeirstanley_author

Tasneem Amiruddin: <https://tasneemamiruddin.com> | @tasneemamiruddin

Useful Links:

<https://www.marshallcavendish.com/our-books/categories/books/9789815044805>

<https://www.beechworthhoney.com.au>

<https://kids.nationalgeographic.com/animals/invertebrates/facts/honeybee>

<https://www.natgeokids.com/au/discover/animals/insects/honey-bees/>

<https://australian.museum/learn/animals/insects/honey-bee/>

<https://www.nparks.gov.sg/gardens-parks-and-nature/dos-and-donts/animal-advisories/bees,-a,-wasps>


<https://simplyhoney.com.au/bee-robbing/>



The Case of the Missing Honey



Use the secret code below to solve the mystery of the missing honey



Pip showed Alfie where to find so that he could make his own honey.



HONEY TROUBLE
 ISBN: 9789815044805
 PUBLISHER: Marshall Cavendish International

WRITTEN BY: Astrid Keir-Stanley
 ILLUSTRATED BY: Tasneem Amiruddin

The Case of the Missing Honey



Solution



Pip showed Alfie where to find n e c t a r
that he could make his own honey.



HONEY TROUBLE
ISBN: 9789815044805
PUBLISHER: Marshall Cavendish International

WRITTEN BY: Astrid Keir-Stanley
ILLUSTRATED BY: Tasneem Amiruddin

Rob the Hive



Purpose: Incorporates movement, throwing and teamwork into a fun active game. Explores the theme of 'Robber Bees' in an interactive way.

Rules:

- 1) Have 4-6 different teams, each team has a hoola hoop or 'hive' filled with 8-10 balls or beanbags or in this case, 'honey'.
- 2) Players attempt to rob a ball or beanbag from another teams hoola hoop and drop it in their own hive.
- 3) A player is only allowed to take one ball at a time, and they must run back to their own hive and drop it in gently.
- 4) Teams cannot guard or defend their own hive.
- 5) The team with the most honey in their hive at the end of the game will be crowned the robber bees.

Modifications:

Can be played with lacrosse sticks.

The number of balls/beanbags could be manipulated as could the distance to the hives.

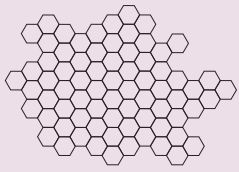
A throwing component could be added to the game so those skills are practiced.

Players can buzz like bees as they collect the 'honey'.



HONEY TROUBLE
ISBN: 9789815044805
PUBLISHER: Marshall Cavendish International

WRITTEN BY: Astrid Keir-Stanley
ILLUSTRATED BY: Tasneem Amiruddin



The trouble with honey is that it is bee-licious!


Try these simple recipes for a yummy afternoon treat.

Honey TROUBLE

Pikelets with Honey

Ingredients:

- 1 cup self-raising flour
- 1/4 tsp bicarbonate of soda
- 1/4 cup caster sugar
- 1 lightly beaten egg
- 3/4 cup milk
- 30 g butter, melted
- honey to serve



Method:

1. Sift flour and soda together into a medium bowl. Stir in sugar. Make a well in centre. Gradually stir in egg and enough milk for a smooth, pouring consistency. Rest 15 minutes.
2. Heat a large, non-stick frying pan on medium. Brush with butter. Working in 3 batches of 6, drop tablespoons of batter into pan, allowing room for spreading. Cook 1-2 minutes, until bubbles appear on surface. Turn and cook 1 minute further, until golden. Brush pan with butter between batches.
3. Transfer cooked pikelets to a wire rack. Serve warm with drizzled honey.



Honeycomb

Ingredients:

- 150 g caster sugar
- 2 tbs honey
- 60 g golden syrup
- 2 tsp bicarbonate of soda

Method:

1. Line a 4 cm deep lamington tray with baking paper and set aside. Mix the caster sugar, honey and golden syrup together in a heavy bottomed pan large enough to accommodate the mix when it starts to bubble and rise up.
2. Using a low heat and a wooden spoon, stir until all the sugar has dissolved. Allow the temperature to slowly rise to 150°C.
3. Take the pan off the heat, and sprinkle over the bicarbonate of soda. Stir the mix well, Quickly transfer the honeycomb mix into the prepared tin.
4. Allow the honeycomb to cool completely in the tin, then break it into large chunks and store in an airtight container.



HONEY TROUBLE
ISBN: 9789815044805
PUBLISHER: Marshall Cavendish International

WRITTEN BY: Astrid Keir-Stanley
ILLUSTRATED BY: Tasneem Amiruddin